

# Critical Stage



**30% Reduction in Pumping**

BARTON SPRINGS EDWARDS AQUIFER CONSERVATION DISTRICT

# Critical Stage



**30% Reduction in Pumping**

BARTON SPRINGS EDWARDS AQUIFER CONSERVATION DISTRICT

# Critical Stage



**30% Reduction in Pumping**

BARTON SPRINGS EDWARDS AQUIFER CONSERVATION DISTRICT

**We are currently in  
Critical Stage Drought.**

**Critical Stage Drought triggers:**

Average Barton Springs flow below 20 cubic ft/sec.  
Lovelady Monitor Well water level below 192 ft.

**Do your part and  
reduce your water use by 30%.**

**Remember:**

**Automatic irrigation systems:** Prohibited at all times  
**Hose end sprinklers:** Prohibited at all times  
**No car washing**  
**No filling or re-filling of pools**  
**No non-essential use (water fountains, etc.)**  
**Watering can:** Allowed on designated days between  
8:00 pm and 8:00 am

Find out more about  
conservation techniques, water restrictions,  
aquifer conditions and regulatory info at  
[www.bseacd.org](http://www.bseacd.org)

Thank you for helping to conserve  
groundwater resources in the  
Barton Springs portion of the Edwards Aquifer!

BARTON SPRINGS/EDWARDS AQUIFER CONSERVATION DISTRICT  
1124 REGAL ROW AUSTIN, TEXAS 78748  
WWW.BSEACD.ORG 512-282-8441

**We are currently in  
Critical Stage Drought.**

**Critical Stage Drought triggers:**

Average Barton Springs flow below 20 cubic ft/sec.  
Lovelady Monitor Well water level below 192 ft.

**Do your part and  
reduce your water use by 30%.**

**Remember:**

**Automatic irrigation systems:** Prohibited at all times  
**Hose end sprinklers:** Prohibited at all times  
**No car washing**  
**No filling or re-filling of pools**  
**No non-essential use (water fountains, etc.)**  
**Watering can:** Allowed on designated days between  
8:00 pm and 8:00 am

Find out more about  
conservation techniques, water restrictions,  
aquifer conditions and regulatory info at  
[www.bseacd.org](http://www.bseacd.org)

Thank you for helping to conserve  
groundwater resources in the  
Barton Springs portion of the Edwards Aquifer!

BARTON SPRINGS/EDWARDS AQUIFER CONSERVATION DISTRICT  
1124 REGAL ROW AUSTIN, TEXAS 78748  
WWW.BSEACD.ORG 512-282-8441

**We are currently in  
Critical Stage Drought.**

**Critical Stage Drought triggers:**

Average Barton Springs flow below 20 cubic ft/sec.  
Lovelady Monitor Well water level below 192 ft.

**Do your part and  
reduce your water use by 30%.**

**Remember:**

**Automatic irrigation systems:** Prohibited at all times  
**Hose end sprinklers:** Prohibited at all times  
**No car washing**  
**No filling or re-filling of pools**  
**No non-essential use (water fountains, etc.)**  
**Watering can:** Allowed on designated days between  
8:00 pm and 8:00 am

Find out more about  
conservation techniques, water restrictions,  
aquifer conditions and regulatory info at  
[www.bseacd.org](http://www.bseacd.org)

Thank you for helping to conserve  
groundwater resources in the  
Barton Springs portion of the Edwards Aquifer!

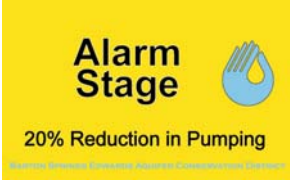
BARTON SPRINGS/EDWARDS AQUIFER CONSERVATION DISTRICT  
1124 REGAL ROW AUSTIN, TEXAS 78748  
WWW.BSEACD.ORG 512-282-8441

No Drought:



**Use water wisely**


Alarm Stage:



**Restrict outdoor watering**

Water use: Less than 4000 gallons per person per month


Critical Stage:



**Stop outdoor watering**

Water use: Less than 3000 gallons per person per month

Exceptional Stage (Proposed):



**Minimize ALL water use**

Water Suppliers shift to alternate water sources.

Water use: Less than 2000 gallons per person per month

Emergency Response (Proposed):



**Stop non-essential water use**

No outdoor watering

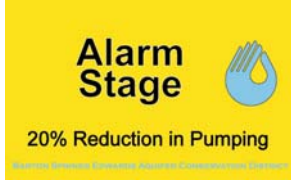
Restrict and reduce indoor water use

No Drought:



**Use water wisely**

Alarm Stage:



**Restrict outdoor watering**

Water use: Less than 4000 gallons per person per month

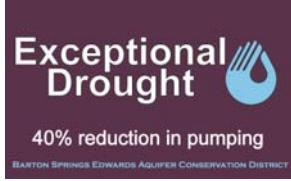
Critical Stage:



**Stop outdoor watering**

Water use: Less than 3000 gallons per person per month

Exceptional Stage (Proposed):



**Minimize ALL water use**

Water Suppliers shift to alternate water sources.

Water use: Less than 2000 gallons per person per month

Emergency Response (Proposed):



**Stop non-essential water use**

No outdoor watering

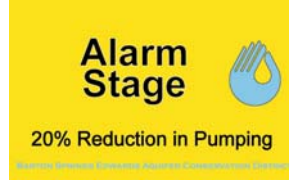
Restrict and reduce indoor water use

No Drought:



**Use water wisely**

Alarm Stage:



**Restrict outdoor watering**

Water use: Less than 4000 gallons per person per month


Critical Stage:



**Stop outdoor watering**

Water use: Less than 3000 gallons per person per month

Exceptional Stage (Proposed):



**Minimize ALL water use**

Water Suppliers shift to alternate water sources.

Water use: Less than 2000 gallons per person per month

Emergency Response (Proposed):



**Stop non-essential water use**

No outdoor watering

Restrict and reduce indoor water use